



Dear De Rigo Rem Sales Consultants,

We are living in unprecedented times. From the very beginning the health and safety of all of you, our employees, business partners and their patients have been our top priority.

In order to continue to work in a safe environment and limit the spread of COVID-19 virus, we would like to share some additional and useful information about the handling and cleaning of eyewear frames.

## How To Sanitize Your Sunglasses And Optical Frames

Supplies Needed	Method
<ul style="list-style-type: none"><li>• Disposable latex or vinyl gloves</li><li>• Hydrogen peroxide wipes or solution</li><li>• Microfiber cleaning cloth</li></ul>	<ul style="list-style-type: none"><li>• Frames can be cleaned with hydrogen peroxide wipes.</li><li>• If hydrogen peroxide wipes are not available a 50-50 3% hydrogen peroxide and water solution mixed in a spray bottle can be used to clean the frames with a cleaning cloth.</li><li>• Hydrogen peroxide wipes and solutions contain a different substance than regular disinfectant wipes and solutions. Do not use regular disinfectant wipes or solutions as they can damage the frames.</li></ul>

### Process:


1. Clean and sanitize all frames after each use
2. Recommended to wear latex or vinyl gloves when touching the product and before starting the process
3. Use your gloved hands to clean every part of the frames with a hydrogen peroxide wipe or spray a hydrogen peroxide solution in a regular cleaning cloth
4. After cleaning the frames or interaction with patients, dispose the gloves and wipes. Do not reuse the cleaning cloth before machine washing it first
5. Do not touch your mouth, nose or eye

We also remind you It may be possible that a person can get COVID-19 by touching a surface or object that has the virus on it and then touching their own mouth, nose, or possibly their eyes, but this is not thought to be the main way the virus spreads. (Source CDC).


The likelihood of an infected person contaminating commercial goods is low and the risk of catching the virus that causes COVID-19 from a package that has been moved, traveled, and exposed to different conditions and temperature is also low (Source WHO).

Remember to also follow the personal safety practices established by the CDC and your local authorities.


Please continue to take care of yourself and each other.



## Clean And Sanitize All Frames After Each Use



1. Wash your hands for 20 seconds or use a hand sanitizer.




2. Apply latex or vinyl gloves.




3. Clean every part of the frame/s with a hydrogen peroxide wipe or spray a hydrogen peroxide solution in a regular cleaning cloth.



4. Do not touch your mouth, nose or eyes during the process.



5. After cleaning the frames or interaction with patients, dispose the gloves and wipes. Do not reuse the cleaning cloth before machine washing it first.



6. Wash your hands for 20 seconds or use a hand sanitizer after disposing the gloves.

